

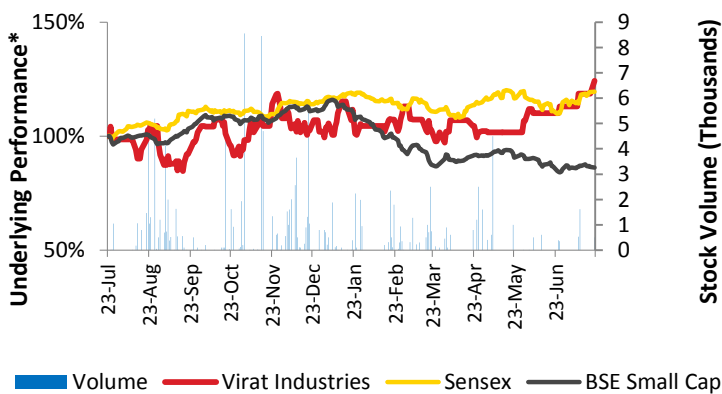
VIRAT INDUSTRIES LTD

VIRAT INDUSTRIES LTD (BSE CODE-530521) (As On 22 JULY 13)

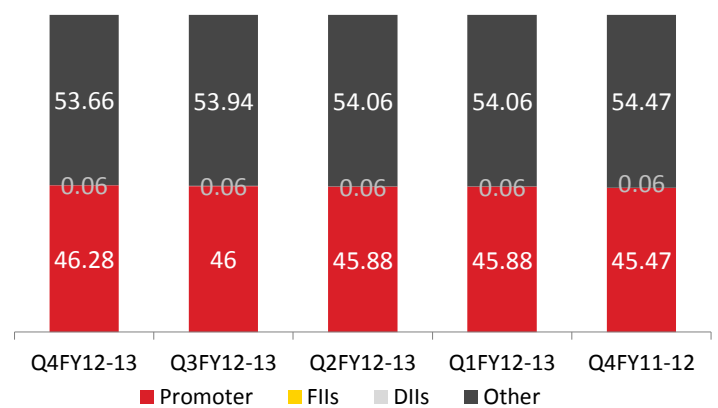
Current Price	₹22.00	Market Cap (₹crore)	10.82	Book Value	₹20.47
52 Week High	₹22.00	Shares Outstanding	49,23,340	P/B Ratio	1.07
52 Week Low	₹14.75	Beta	-0.02	Earnings Per Share (ttm)	4.51
Face Value per share	₹10.00			P/E Ratio (ttm)	4.87

COMPANY INFO:

Virat Industries Limited engages in the manufacture and export of socks. The company offers cotton, cotton/viscose, wool, acrylic, coolmax, marl yarn, wool/cashmere and cotton/silk, etc, as well as special yarn socks for men, women, and children. It also provides design and contract manufacturing services. The company has operations primarily in the United Kingdom, Switzerland, the United Arab Emirates, and India. Virat Industries Limited was incorporated in 1990 and is headquartered in Mumbai, India.

Short Term Performance


*Underlying price standardized based on starting stock price

Shareholding pattern (%)

QUARTERLY REVIEW – MAR '13

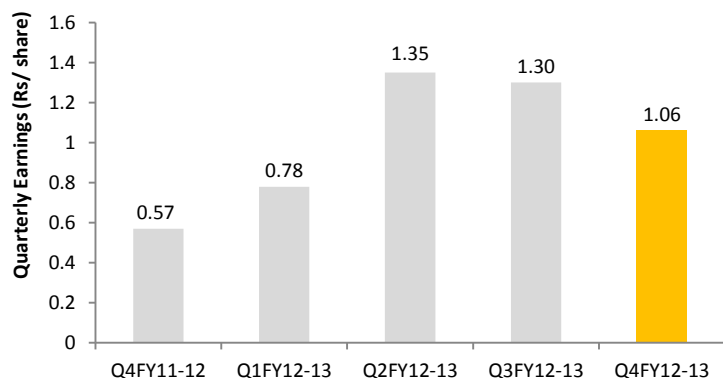
The company has recorded a gross sale of ₹5.39 crore during the current period ended 31-Mar '13 as against ₹3.22 crore for the corresponding quarter last year. EBITDA margins have decreased to 18.74% in Q4FY13 compared to 18.94% in Q4FY12. The Profit after Tax (PAT) of ₹0.52 crore is reported this quarter (Q4FY13) as compared to ₹0.28 crore in Q4FY12.

QUARTERLY RESULTS
Income Statement

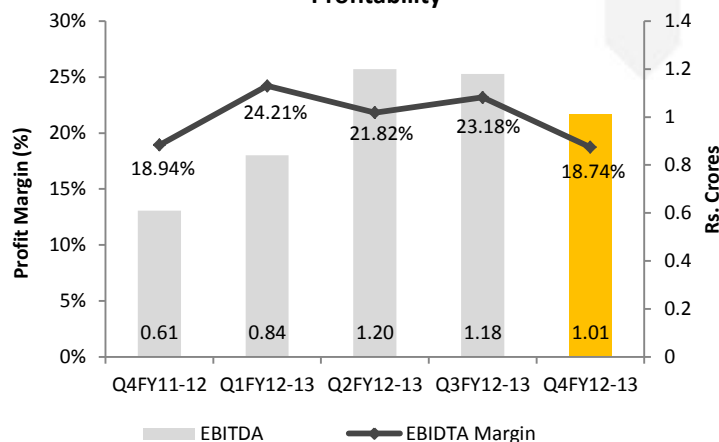
Rs. Crores	Quarterly Trends						Year to Date			
	Mar13	% of (1)	Mar 12	% of (1)	Dec12	% of (1)	Mar13	% of (1)	Mar 12	% of (1)
Total Income (1)	5.79		3.52		5.63		21.21		16.85	
Expenditure	4.78	82.56%	2.91	82.67%	4.45	79.04%	16.97	80.01%	13.95	82.79%
Interest	0.03	0.52%	0.04	1.14%	0.03	0.53%	0.10	0.47%	0.09	0.53%
Depreciation	0.21	3.63%	0.19	5.40%	0.22	3.91%	0.85	4.01%	0.80	4.75%
Tax + Deferred Tax	0.25	4.32%	0.10	2.84%	0.29	5.15%	1.07	5.04%	0.62	3.68%
Profit After Tax	0.52	8.98%	0.28	7.95%	0.64	11.37%	2.22	10.47%	1.39	8.25%

QUARTER ON QUARTER CHANGE

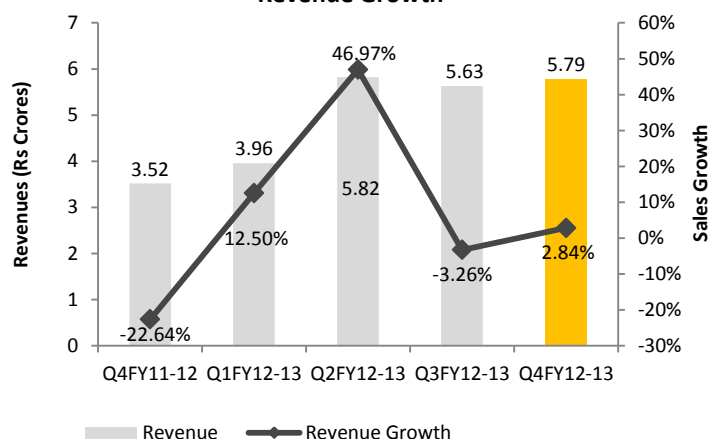
Quarterly EPS History



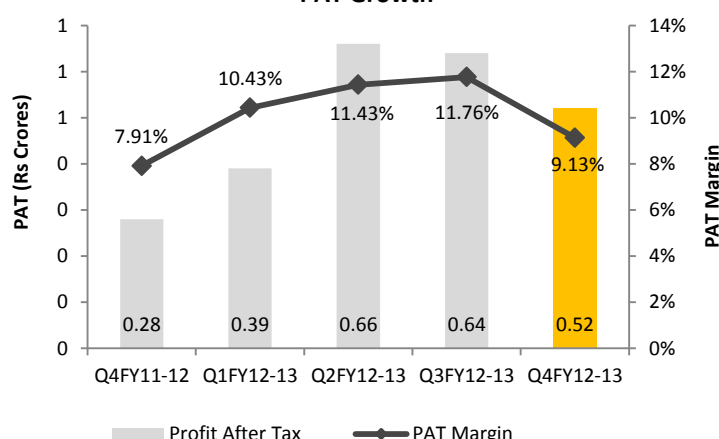
Profitability



Revenue Growth



PAT Growth



DISCLOSURE: THIS REPORT HAS BEEN SPONSORED BY BSE - INVESTOR PROTECTION FUND TRUST

DISCLAIMER: While SES Pvt. Ltd. has made every effort and has exercised due skill, care and diligence in compiling this report based on publicly available information, it neither guarantees its accuracy, completeness or usefulness, nor assumes any liability whatsoever for any consequence from its use. This report does not have any approval, express or implied, from any authority, nor is it required to have such approval. The users are strongly advised to exercise due diligence while using this report. This report in no manner constitutes an offer, solicitation or advice to buy or sell securities, nor solicits votes or proxies on behalf of any party. SES has no financial liability whatsoever, to the subscribers / users of this report. The report is released in India and SES has ensured that it is in accordance with Indian laws. Person resident outside India shall ensure that laws in their country are not violated while using this report; SES shall not be responsible for any such violation. This report should not be reproduced or redistributed or communicated directly or indirectly in any form to any other person - especially outside India or published or copied in whole or in part, for any purpose.

ABOUT SES: Stakeholders' Empowerment Services is a not for profit initiative of like-minded people with a vision to achieve a corporate governance state where all stakeholders are treated in just and fair manner. We believe that this journey can be possible only with active participation of all stakeholders. For more information please contact SES at +91 22 4022 0322, or via e-mail: info@sesgovernance.com

Corporate Governance Research | Corporate Governance Score | Proxy Advisory | Stakeholders' Education